


Addendum to H-58-14-AMAM-01 Engine Mount Fittings

Borescope Inspection shall be completed by a Technical Inspector




Access to the 406-030-142-101 (L/H Engine Mount Fitting)

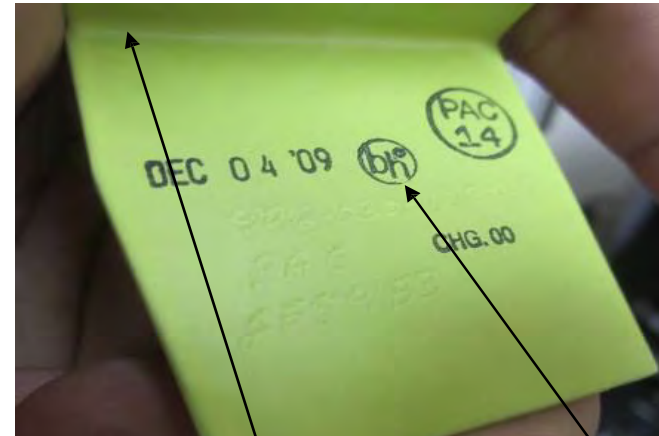
Inspection area is interior to engine deck gunwhale adjacent to the bolt hole for the left and right forward lateral engine mount legs. Refer to TM 1-1520-248-23&P (EM0246) WP 0930 figure 2, item 28 for orientation.



Access to the 406-030-142-102 (R/H Engine Mount Fitting) can be accomplished through the right hand Avionic Compartment door.




Conforming Fillet Radius




Conforming Fillet Radius and Bell Helicopter Stamp

Addendum to H-58-14-AMAM-01 Engine Mount Fittings



Non-Conforming: No Fillet Radius,
90 Degree sharp edge



Non-Conforming: No Fillet Radius OR Bell Helicopter (bh) Stamp
(recent install)




Non-Conforming Right
Hand Engine Fitting: No
Fillet Radius or (bh)
Stamp (recent install)



Addendum to H-58-14-AMAM-01 Engine Mount Fittings



Non-Conforming Left
Hand Engine Fitting: No
Fillet Radius or (bh)
Stamp (recent install)



NOTE: Your Fittings May Or May Not Look Like These.

**If determination cannot be made, take photos and
contact POC listed in paragraph 13.1.2 of this
AMAM.**